

Run Date:08/30/22 02:43 PM

0010 Precinct 10

	TOTAL VOTES	%	Absentee	Early Vot	Election
Circuit Judge, 19th Judicial Circuit (VOTE FOR) 1					
Christian Van Riper . . . . .	332	31.32	176	34	122
Rebecca White . . . . .	728	68.68	365	97	266
Over Votes . . . . .	0		0	0	0
Under Votes . . . . .	107		54	15	38
Circuit Judge, 19th Judicial Circuit (VOTE FOR) 1					
Leatha Dawn Mullins . . . . .	610	58.04	322	78	210
Alexander Stuart Nelson. . . . .	441	41.96	217	54	170
Over Votes . . . . .	0		0	0	0
Under Votes . . . . .	116		56	14	46
School Board Member (VOTE FOR) 1					
LaDonna Corbin. . . . .	158	14.25	115	13	30
Cynthia "Cindy" Gibbs . . . . .	319	28.76	191	42	86
Josh Post . . . . .	99	8.93			
Jacqueline "Jackie" Rosario . . . . .	533	48.06	196	70	267
Over Votes . . . . .	3				
Under Votes . . . . .	55				
School Board Member (VOTE FOR) 1					
Teri Barenborg. . . . .	581	54.45	349	60	172
Thomas A. Kenny . . . . .	486	45.55	194	70	222
Over Votes . . . . .	0		0	0	0
Under Votes . . . . .	100		52	16	32

Redacted results represents detailed groups (Election Day, Vote By Mail, Early Votes, Provisional) with between 1 and 29 votes in accordance with Florida Statute 98.0981(2)(a)

Run Date:08/30/22 02:43 PM

0011 Precinct 11

	TOTAL VOTES	%	Absentee	Early Vot	Election
REGISTERED VOTERS - TOTAL . . . . .	1,581				
REGISTERED VOTERS - Republican . . . . .	728	46.05			
REGISTERED VOTERS - Democratic . . . . .	418	26.44			
REGISTERED VOTERS - Nonpartisan . . . . .	0				
BALLOTS CAST - TOTAL . . . . .	479		255	86	138
BALLOTS CAST - Republican . . . . .	245	51.15	106	54	85
BALLOTS CAST - Democratic . . . . .	162	33.82	99	25	38
BALLOTS CAST - NONPARTISAN. . . . .	72	15.03	50	7	15
BALLOTS CAST - BLANK. . . . .	2	.42	0	0	2
VOTER TURNOUT - TOTAL . . . . .		30.30			
VOTER TURNOUT - Republican. . . . .		33.65			
VOTER TURNOUT - Democratic. . . . .		38.76			
VOTER TURNOUT - BLANK . . . . .		.13			

Run Date:08/30/22 02:43 PM

0011 Precinct 11

	TOTAL VOTES	%	Absentee	Early Vot	Election
<b>Commissioner of Agriculture</b>					
<b>(VOTE FOR) 1</b>					
James W. Shaw . . . . .	90	40.00	[REDACTED]		
Wilton Simpson. . . . .	135	60.00	56	38	41
Over Votes . . . . .	0		0	0	0
Under Votes . . . . .	20		11	3	6
<b>State Representative</b>					
<b>(VOTE FOR) 1</b>					
Robert Brackett . . . . .	124	52.32	[REDACTED]		
Karen Hiltz. . . . .	113	47.68	[REDACTED]		
Over Votes . . . . .	0		[REDACTED]		
Under Votes . . . . .	8		[REDACTED]		
<b>Board of County Commissioners</b>					
<b>(VOTE FOR) 1</b>					
Joe Flescher . . . . .	289	65.53	148	52	89
Elizabeth "Beth" Siebert . . . . .	152	34.47	[REDACTED]		
Over Votes . . . . .	0		[REDACTED]		
Under Votes . . . . .	38		[REDACTED]		
<b>Board of County Commissioners</b>					
<b>(VOTE FOR) 1</b>					
Joann Binford . . . . .	122	28.05	[REDACTED]		
Deryl Loar . . . . .	185	42.53	112	30	43
Thomas S. Lowther. . . . .	128	29.43	56	31	41
Over Votes . . . . .	0		[REDACTED]		
Under Votes . . . . .	44		[REDACTED]		

Redacted results represents detailed groups (Election Day, Vote By Mail, Early Votes, Provisional) with between 1 and 29 votes in accordance with Florida Statute 98.0981(2)(a)

Run Date:08/30/22 02:43 PM

0011 Precinct 11

	TOTAL VOTES	%	Absentee	Early Vot	Election
<b>United States Senator</b>					
<b>(VOTE FOR) 1</b>					
Ricardo De La Fuente . . . . .	6	3.75			
Val Demings . . . . .	134	83.75			
Brian Rush . . . . .	13	8.13			
William Sanchez . . . . .	7	4.38			
Over Votes . . . . .	0				
Under Votes . . . . .	2				
<b>Representative in Congress</b>					
<b>(VOTE FOR) 1</b>					
Danelle Dodge . . . . .	56	40.58			
Joanne Terry . . . . .	82	59.42			
Over Votes . . . . .	0				
Under Votes . . . . .	24				
<b>Governor and Lieutenant Governor</b>					
<b>(VOTE FOR) 1</b>					
Charlie Crist . . . . .	111	71.15			
Cadance Daniel . . . . .	5	3.21			
Nicole "Nikki" Fried . . . . .	35	22.44			
Robert L. Willis . . . . .	5	3.21			
Over Votes . . . . .	0				
Under Votes . . . . .	6				
<b>Attorney General</b>					
<b>(VOTE FOR) 1</b>					
Aramis Ayala . . . . .	47	32.19			
Jim Lewis . . . . .	65	44.52			
Daniel Uhlfelder . . . . .	34	23.29			
Over Votes . . . . .	0				
Under Votes . . . . .	16				
<b>Commissioner of Agriculture</b>					
<b>(VOTE FOR) 1</b>					
Naomi Esther Blemur . . . . .	59	41.84			
J. R. Gaillot . . . . .	24	17.02			
Ryan Morales . . . . .	58	41.13			
Over Votes . . . . .	0				
Under Votes . . . . .	21				

Redacted results represents detailed groups (Election Day, Vote By Mail, Early Votes, Provisional) with between 1 and 29 votes in accordance with Florida Statute 98.0981(2)(a)

Primary 2022  
NONPARTISAN

PREC REPORT-GROUP DETAIL

Run Date:08/30/22 02:43 PM

0011 Precinct 11

	TOTAL VOTES	%	Absentee	Early Vot	Election
Circuit Judge, 19th Judicial Circuit					
(VOTE FOR) 1					
Christian Van Riper . . . . .	117	27.08			
Rebecca White . . . . .	315	72.92	165	56	94
Over Votes . . . . .	0				
Under Votes . . . . .	47				
Circuit Judge, 19th Judicial Circuit					
(VOTE FOR) 1					
Leatha Dawn Mullins . . . . .	241	56.57	127	52	62
Alexander Stuart Nelson. . . . .	185	43.43			
Over Votes . . . . .	0				
Under Votes . . . . .	53				
School Board Member					
(VOTE FOR) 1					
LaDonna Corbin. . . . .	75	16.41			
Cynthia "Cindy" Gibbs . . . . .	134	29.32			
Josh Post . . . . .	46	10.07			
Jacqueline "Jackie" Rosario . . . . .	202	44.20	89	42	71
Over Votes . . . . .	0				
Under Votes . . . . .	22				
School Board Member					
(VOTE FOR) 1					
Teri Barenborg. . . . .	268	62.04	164	46	58
Thomas A. Kenny . . . . .	164	37.96	66	34	64
Over Votes . . . . .	0				
Under Votes . . . . .	47				

Redacted results represents detailed groups (Election Day, Vote By Mail, Early Votes, Provisional) with between 1 and 29 votes in accordance with Florida Statute 98.0981(2)(a)

Run Date:08/30/22 02:43 PM


0012 Precinct 12

	TOTAL VOTES	%	Absentee	Early Vot	Election
REGISTERED VOTERS - TOTAL . . . . .	30				
REGISTERED VOTERS - Republican . . . . .	23	76.67			
REGISTERED VOTERS - Democratic . . . . .	2	6.67			
REGISTERED VOTERS - Nonpartisan . . . . .	0				
BALLOTS CAST - TOTAL . . . . .	15		8	2	5
BALLOTS CAST - Republican . . . . .	12	80.00	5	2	5
BALLOTS CAST - Democratic . . . . .	2	13.33	2	0	0
BALLOTS CAST - NONPARTISAN. . . . .	1	6.67	1	0	0
BALLOTS CAST - BLANK. . . . .	0		0	0	0
VOTER TURNOUT - TOTAL . . . . .		50.00			
VOTER TURNOUT - Republican. . . . .		52.17			
VOTER TURNOUT - Democratic. . . . .		100.00			
VOTER TURNOUT - BLANK . . . . .					

Run Date:08/30/22 02:43 PM

0012 Precinct 12

	TOTAL VOTES	%	Absentee	Early Vot	Election
<b>Commissioner of Agriculture</b>					
<b>(VOTE FOR) 1</b>					
James W. Shaw . . . . .	1	9.09			
Wilton Simpson. . . . .	10	90.91			
Over Votes . . . . .	0				
Under Votes . . . . .	1				
<b>State Representative</b>					
<b>(VOTE FOR) 1</b>					
Robert Brackett . . . . .	8	72.73			
Karen Hiltz. . . . .	3	27.27			
Over Votes . . . . .	0				
Under Votes . . . . .	1				
<b>Board of County Commissioners</b>					
<b>(VOTE FOR) 1</b>					
Joe Flescher . . . . .	15	100.00			
Elizabeth "Beth" Siebert . . . . .	0				
Over Votes . . . . .	0				
Under Votes . . . . .	0				
<b>Board of County Commissioners</b>					
<b>(VOTE FOR) 1</b>					
Joann Binford . . . . .	2	13.33			
Deryl Loar . . . . .	5	33.33			
Thomas S. Lowther. . . . .	8	53.33			
Over Votes . . . . .	0				
Under Votes . . . . .	0				



Redacted results represents detailed groups (Election Day, Vote By Mail, Early Votes, Provisional) with between 1 and 29 votes in accordance with Florida Statute 98.0981(2)(a)

Run Date:08/30/22 02:43 PM

0012 Precinct 12

	TOTAL VOTES	%	Absentee	Early Vot	Election
<b>United States Senator</b>					
<b>(VOTE FOR) 1</b>					
Ricardo De La Fuente . . . . .	0				
Val Demings . . . . .	2	100.00			
Brian Rush . . . . .	0				
William Sanchez . . . . .	0				
Over Votes . . . . .	0				
Under Votes . . . . .	0				
<b>Representative in Congress</b>					
<b>(VOTE FOR) 1</b>					
Danelle Dodge . . . . .	0				
Joanne Terry . . . . .	1	100.00			
Over Votes . . . . .	0				
Under Votes . . . . .	1				
<b>Governor and Lieutenant Governor</b>					
<b>(VOTE FOR) 1</b>					
Charlie Crist . . . . .	2	100.00			
Cadance Daniel . . . . .	0				
Nicole "Nikki" Fried . . . . .	0				
Robert L. Willis . . . . .	0				
Over Votes . . . . .	0				
Under Votes . . . . .	0				
<b>Attorney General</b>					
<b>(VOTE FOR) 1</b>					
Aramis Ayala . . . . .	0				
Jim Lewis . . . . .	1	100.00			
Daniel Uhlfelder . . . . .	0				
Over Votes . . . . .	0				
Under Votes . . . . .	1				
<b>Commissioner of Agriculture</b>					
<b>(VOTE FOR) 1</b>					
Naomi Esther Blemur . . . . .	1	100.00			
J. R. Gaillot . . . . .	0				
Ryan Morales . . . . .	0				
Over Votes . . . . .	0				
Under Votes . . . . .	1				




Redacted results represents detailed groups (Election Day, Vote By Mail, Early Votes, Provisional) with between 1 and 29 votes in accordance with Florida Statute 98.0981(2)(a)



Run Date:08/30/22 02:43 PM

0012 Precinct 12

	TOTAL VOTES	%	Absentee	Early Vot	Election
Circuit Judge, 19th Judicial Circuit (VOTE FOR) 1					
Christian Van Riper . . . . .	2	13.33			
Rebecca White . . . . .	13	86.67			
Over Votes . . . . .	0				
Under Votes . . . . .	0				
Circuit Judge, 19th Judicial Circuit (VOTE FOR) 1					
Leatha Dawn Mullins . . . . .	10	66.67			
Alexander Stuart Nelson. . . . .	5	33.33			
Over Votes . . . . .	0				
Under Votes . . . . .	0				
School Board Member (VOTE FOR) 1					
LaDonna Corbin. . . . .	0				
Cynthia "Cindy" Gibbs . . . . .	3	20.00			
Josh Post . . . . .	4	26.67			
Jacqueline "Jackie" Rosario . . . . .	8	53.33			
Over Votes . . . . .	0				
Under Votes . . . . .	0				
School Board Member (VOTE FOR) 1					
Teri Barenborg. . . . .	10	66.67			
Thomas A. Kenny . . . . .	5	33.33			
Over Votes . . . . .	0				
Under Votes . . . . .	0				



Redacted results represents detailed groups (Election Day, Vote By Mail, Early Votes, Provisional) with between 1 and 29 votes in accordance with Florida Statute 98.0981(2)(a)

Run Date:08/30/22 02:43 PM

0013 Precinct 13

	TOTAL VOTES	%	Absentee	Early Vot	Election
REGISTERED VOTERS - TOTAL . . . . .	4,333				
REGISTERED VOTERS - Republican . . . . .	2,026	46.76			
REGISTERED VOTERS - Democratic . . . . .	1,087	25.09			
REGISTERED VOTERS - Nonpartisan . . . . .	0				
BALLOTS CAST - TOTAL . . . . .	1,202		573	119	510
BALLOTS CAST - Republican . . . . .	676	56.24	255	77	344
BALLOTS CAST - Democratic . . . . .	392	32.61	243	36	113
BALLOTS CAST - NONPARTISAN . . . . .	134	11.15	75	6	53
BALLOTS CAST - BLANK . . . . .	2	.17	0	0	2
VOTER TURNOUT - TOTAL . . . . .		27.74			
VOTER TURNOUT - Republican . . . . .		33.37			
VOTER TURNOUT - Democratic . . . . .		36.06			
VOTER TURNOUT - BLANK . . . . .		.05			

Run Date:08/30/22 02:43 PM

0013 Precinct 13

	TOTAL VOTES	%	Absentee	Early Vot	Election
<b>Commissioner of Agriculture</b>					
<b>(VOTE FOR) 1</b>					
James W. Shaw . . . . .	322	49.85	111	39	172
Wilton Simpson. . . . .	324	50.15	133	36	155
Over Votes . . . . .	0		0	0	0
Under Votes . . . . .	30		11	2	17
<b>State Representative</b>					
<b>(VOTE FOR) 1</b>					
Robert Brackett . . . . .	421	63.60	146	48	227
Karen Hiltz. . . . .	241	36.40			
Over Votes . . . . .	1				
Under Votes . . . . .	13				
<b>Board of County Commissioners</b>					
<b>(VOTE FOR) 1</b>					
Joe Flescher . . . . .	703	63.28	303	69	331
Elizabeth "Beth" Siebert . . . . .	408	36.72	221	40	147
Over Votes . . . . .	1		0	1	0
Under Votes . . . . .	90		49	9	32
<b>Board of County Commissioners</b>					
<b>(VOTE FOR) 1</b>					
Joann Binford . . . . .	357	32.10	159	32	166
Deryl Loar . . . . .	393	35.34	205	34	154
Thomas S. Lowther. . . . .	362	32.55	160	45	157
Over Votes . . . . .	2		1	1	0
Under Votes . . . . .	88		48	7	33

Redacted results represents detailed groups (Election Day, Vote By Mail, Early Votes, Provisional) with between 1 and 29 votes in accordance with Florida Statute 98.0981(2)(a)

Run Date:08/30/22 02:43 PM

0013 Precinct 13

	TOTAL VOTES	%	Absentee	Early Vot	Election
<b>United States Senator</b>					
<b>(VOTE FOR) 1</b>					
Ricardo De La Fuente . . . . .	19	4.91			
Val Demings . . . . .	308	79.59	187	31	90
Brian Rush . . . . .	39	10.08			
William Sanchez . . . . .	21	5.43			
Over Votes . . . . .	0				
Under Votes . . . . .	5				
<b>Representative in Congress</b>					
<b>(VOTE FOR) 1</b>					
Danelle Dodge . . . . .	172	46.87			
Joanne Terry . . . . .	195	53.13			
Over Votes . . . . .	0				
Under Votes . . . . .	25				
<b>Governor and Lieutenant Governor</b>					
<b>(VOTE FOR) 1</b>					
Charlie Crist . . . . .	239	60.97			
Cadance Daniel . . . . .	9	2.30			
Nicole "Nikki" Fried . . . . .	134	34.18			
Robert L. Willis . . . . .	10	2.55			
Over Votes . . . . .	0				
Under Votes . . . . .	0				
<b>Attorney General</b>					
<b>(VOTE FOR) 1</b>					
Aramis Ayala . . . . .	134	37.33			
Jim Lewis . . . . .	130	36.21			
Daniel Uhlfelder . . . . .	95	26.46			
Over Votes . . . . .	0				
Under Votes . . . . .	33				
<b>Commissioner of Agriculture</b>					
<b>(VOTE FOR) 1</b>					
Naomi Esther Blemur . . . . .	169	47.21			
J. R. Gaillot . . . . .	54	15.08			
Ryan Morales . . . . .	135	37.71			
Over Votes . . . . .	0				
Under Votes . . . . .	34				

Redacted results represents detailed groups (Election Day, Vote By Mail, Early Votes, Provisional) with between 1 and 29 votes in accordance with Florida Statute 98.0981(2)(a)

Primary 2022  
NONPARTISAN

PREC REPORT-GROUP DETAIL

Run Date:08/30/22 02:43 PM

0013 Precinct 13

TOTAL VOTES      %      Absentee      Early Vot      Election

Circuit Judge, 19th Judicial Circuit

(VOTE FOR) 1	TOTAL VOTES	%	Absentee	Early Vot	Election
Christian Van Riper . . . . .	282	25.38			
Rebecca White . . . . .	829	74.62	388	85	356
Over Votes . . . . .	0		0	0	0
Under Votes . . . . .	91		46	6	39

Circuit Judge, 19th Judicial Circuit

(VOTE FOR) 1	TOTAL VOTES	%	Absentee	Early Vot	Election
Leatha Dawn Mullins . . . . .	624	56.62	294	66	264
Alexander Stuart Nelson. . . . .	478	43.38	229	46	203
Over Votes . . . . .	0		0	0	0
Under Votes . . . . .	100		50	7	43

School Board Member

(VOTE FOR) 1	TOTAL VOTES	%	Absentee	Early Vot	Election
LaDonna Corbin. . . . .	125	10.97			
Cynthia "Cindy" Gibbs . . . . .	250	21.95			
Josh Post . . . . .	145	12.73			
Jacqueline "Jackie" Rosario . . . . .	619	54.35	223	66	330
Over Votes . . . . .	0				
Under Votes . . . . .	63				

School Board Member

(VOTE FOR) 1	TOTAL VOTES	%	Absentee	Early Vot	Election
Teri Barenborg. . . . .	588	52.59	329	51	208
Thomas A. Kenny . . . . .	530	47.41	196	62	272
Over Votes . . . . .	0		0	0	0
Under Votes . . . . .	84		48	6	30

Redacted results represents detailed groups (Election Day, Vote By Mail, Early Votes, Provisional) with between 1 and 29 votes in accordance with Florida Statute 98.0981(2)(a)

Run Date:08/30/22 02:43 PM


0014 Precinct 14

	TOTAL VOTES	%	Absentee	Early Vot	Election
REGISTERED VOTERS - TOTAL . . . . .	779				
REGISTERED VOTERS - Republican . . . . .	334	42.88			
REGISTERED VOTERS - Democratic . . . . .	237	30.42			
REGISTERED VOTERS - Nonpartisan . . . . .	0				
BALLOTS CAST - TOTAL. . . . .	240		132	40	68
BALLOTS CAST - Republican . . . . .	115	47.92	38	20	57
BALLOTS CAST - Democratic . . . . .	97	40.42	73	18	6
BALLOTS CAST - NONPARTISAN. . . . .	28	11.67	21	2	5
BALLOTS CAST - BLANK. . . . .	1	.42	0	1	0
VOTER TURNOUT - TOTAL . . . . .		30.81			
VOTER TURNOUT - Republican. . . . .		34.43			
VOTER TURNOUT - Democratic. . . . .		40.93			
VOTER TURNOUT - BLANK . . . . .		.13			

Run Date:08/30/22 02:43 PM

0014 Precinct 14

	TOTAL VOTES	%	Absentee	Early Vot	Election
<b>Commissioner of Agriculture</b>					
<b>(VOTE FOR) 1</b>					
James W. Shaw . . . . .	38	35.51			
Wilton Simpson. . . . .	69	64.49			
Over Votes . . . . .	0				
Under Votes . . . . .	8				
<b>State Representative</b>					
<b>(VOTE FOR) 1</b>					
Robert Brackett . . . . .	65	57.52			
Karen Hiltz. . . . .	48	42.48			
Over Votes . . . . .	0				
Under Votes . . . . .	2				
<b>Board of County Commissioners</b>					
<b>(VOTE FOR) 1</b>					
Joe Flescher . . . . .	144	65.75			
Elizabeth "Beth" Siebert . . . . .	75	34.25			
Over Votes . . . . .	0				
Under Votes . . . . .	21				
<b>Board of County Commissioners</b>					
<b>(VOTE FOR) 1</b>					
Joann Binford . . . . .	63	28.64			
Deryl Loar . . . . .	82	37.27			
Thomas S. Lowther. . . . .	75	34.09			
Over Votes . . . . .	0				
Under Votes . . . . .	20				



Redacted results represents detailed groups (Election Day, Vote By Mail, Early Votes, Provisional) with between 1 and 29 votes in accordance with Florida Statute 98.0981(2)(a)

Run Date:08/30/22 02:43 PM

0014 Precinct 14

	TOTAL VOTES	%	Absentee	Early Vot	Election
<b>United States Senator</b>					
<b>(VOTE FOR) 1</b>					
Ricardo De La Fuente . . . . .	1	1.03			
Val Demings . . . . .	87	89.69			
Brian Rush . . . . .	6	6.19			
William Sanchez . . . . .	3	3.09			
Over Votes . . . . .	0				
Under Votes . . . . .	0				
<b>Representative in Congress</b>					
<b>(VOTE FOR) 1</b>					
Danelle Dodge . . . . .	32	35.56			
Joanne Terry . . . . .	58	64.44			
Over Votes . . . . .	0				
Under Votes . . . . .	7				
<b>Governor and Lieutenant Governor</b>					
<b>(VOTE FOR) 1</b>					
Charlie Crist . . . . .	56	58.33			
Cadance Daniel . . . . .	2	2.08			
Nicole "Nikki" Fried . . . . .	38	39.58			
Robert L. Willis . . . . .	0				
Over Votes . . . . .	0				
Under Votes . . . . .	1				
<b>Attorney General</b>					
<b>(VOTE FOR) 1</b>					
Aramis Ayala . . . . .	36	40.45			
Jim Lewis . . . . .	24	26.97			
Daniel Uhlfelder . . . . .	29	32.58			
Over Votes . . . . .	0				
Under Votes . . . . .	8				
<b>Commissioner of Agriculture</b>					
<b>(VOTE FOR) 1</b>					
Naomi Esther Blemur . . . . .	56	62.92			
J. R. Gaillot . . . . .	17	19.10			
Ryan Morales . . . . .	16	17.98			
Over Votes . . . . .	0				
Under Votes . . . . .	8				




Redacted results represents detailed groups (Election Day, Vote By Mail, Early Votes, Provisional) with between 1 and 29 votes in accordance with Florida Statute 98.0981(2)(a)



Run Date:08/30/22 02:43 PM

0014 Precinct 14

	TOTAL VOTES	%	Absentee	Early Vot	Election
Circuit Judge, 19th Judicial Circuit (VOTE FOR) 1					
Christian Van Riper . . . . .	61	28.37			
Rebecca White . . . . .	154	71.63			
Over Votes . . . . .	0				
Under Votes . . . . .	25				
Circuit Judge, 19th Judicial Circuit (VOTE FOR) 1					
Leatha Dawn Mullins . . . . .	133	62.44			
Alexander Stuart Nelson . . . . .	80	37.56			
Over Votes . . . . .	0				
Under Votes . . . . .	27				
School Board Member (VOTE FOR) 1					
LaDonna Corbin . . . . .	68	29.57			
Cynthia "Cindy" Gibbs . . . . .	48	20.87			
Josh Post . . . . .	19	8.26			
Jacqueline "Jackie" Rosario . . . . .	95	41.30			
Over Votes . . . . .	0				
Under Votes . . . . .	10				
School Board Member (VOTE FOR) 1					
Teri Barenborg . . . . .	135	60.81			
Thomas A. Kenny . . . . .	87	39.19			
Over Votes . . . . .	0				
Under Votes . . . . .	18				



Redacted results represents detailed groups (Election Day, Vote By Mail, Early Votes, Provisional) with between 1 and 29 votes in accordance with Florida Statute 98.0981(2)(a)

Run Date:08/30/22 02:43 PM


0015 Precinct 15

	TOTAL VOTES	%	Absentee	Early Vot	Election
REGISTERED VOTERS - TOTAL	262				
REGISTERED VOTERS - Republican	149	56.87			
REGISTERED VOTERS - Democratic	55	20.99			
REGISTERED VOTERS - Nonpartisan	0				
BALLOTS CAST - TOTAL	70		30	6	34
BALLOTS CAST - Republican	49	70.00	18	3	28
BALLOTS CAST - Democratic	16	22.86	10	3	3
BALLOTS CAST - NONPARTISAN	5	7.14	2	0	3
BALLOTS CAST - BLANK	0		0	0	0
VOTER TURNOUT - TOTAL		26.72			
VOTER TURNOUT - Republican		32.89			
VOTER TURNOUT - Democratic		29.09			
VOTER TURNOUT - BLANK					

Run Date:08/30/22 02:43 PM

0015 Precinct 15

	TOTAL VOTES	%	Absentee	Early Vot	Election
<b>Commissioner of Agriculture</b>					
<b>(VOTE FOR) 1</b>					
James W. Shaw . . . . .	14	30.43			
Wilton Simpson. . . . .	32	69.57			
Over Votes . . . . .	0				
Under Votes . . . . .	3				
<b>State Representative</b>					
<b>(VOTE FOR) 1</b>					
Robert Brackett . . . . .	31	65.96			
Karen Hiltz. . . . .	16	34.04			
Over Votes . . . . .	0				
Under Votes . . . . .	2				
<b>Board of County Commissioners</b>					
<b>(VOTE FOR) 1</b>					
Joe Flescher . . . . .	50	74.63			
Elizabeth "Beth" Siebert . . . . .	17	25.37			
Over Votes . . . . .	0				
Under Votes . . . . .	3				
<b>Board of County Commissioners</b>					
<b>(VOTE FOR) 1</b>					
Joann Binford . . . . .	13	18.84			
Deryl Loar . . . . .	27	39.13			
Thomas S. Lowther. . . . .	29	42.03			
Over Votes . . . . .	0				
Under Votes . . . . .	1				




Redacted results represents detailed groups (Election Day, Vote By Mail, Early Votes, Provisional) with between 1 and 29 votes in accordance with Florida Statute 98.0981(2)(a)

Run Date:08/30/22 02:43 PM

0015 Precinct 15

	TOTAL VOTES	%	Absentee	Early Vot	Election
<b>United States Senator</b>					
<b>(VOTE FOR) 1</b>					
Ricardo De La Fuente . . . . .	1	6.25			
Val Demings . . . . .	14	87.50			
Brian Rush . . . . .	0				
William Sanchez . . . . .	1	6.25			
Over Votes . . . . .	0				
Under Votes . . . . .	0				
<b>Representative in Congress</b>					
<b>(VOTE FOR) 1</b>					
Danelle Dodge . . . . .	7	53.85			
Joanne Terry . . . . .	6	46.15			
Over Votes . . . . .	0				
Under Votes . . . . .	3				
<b>Governor and Lieutenant Governor</b>					
<b>(VOTE FOR) 1</b>					
Charlie Crist . . . . .	7	43.75			
Cadance Daniel . . . . .	0				
Nicole "Nikki" Fried . . . . .	8	50.00			
Robert L. Willis . . . . .	1	6.25			
Over Votes . . . . .	0				
Under Votes . . . . .	0				
<b>Attorney General</b>					
<b>(VOTE FOR) 1</b>					
Aramis Ayala . . . . .	3	25.00			
Jim Lewis . . . . .	9	75.00			
Daniel Uhlfelder . . . . .	0				
Over Votes . . . . .	0				
Under Votes . . . . .	4				
<b>Commissioner of Agriculture</b>					
<b>(VOTE FOR) 1</b>					
Naomi Esther Blemur . . . . .	7	58.33			
J. R. Gaillot . . . . .	4	33.33			
Ryan Morales . . . . .	1	8.33			
Over Votes . . . . .	0				
Under Votes . . . . .	4				




Redacted results represents detailed groups (Election Day, Vote By Mail, Early Votes, Provisional) with between 1 and 29 votes in accordance with Florida Statute 98.0981(2)(a)

Run Date:08/30/22 02:43 PM

0015 Precinct 15

	TOTAL VOTES	%	Absentee	Early Vot	Election
Circuit Judge, 19th Judicial Circuit (VOTE FOR) 1					
Christian Van Riper . . . . .	12	19.35			
Rebecca White . . . . .	50	80.65			
Over Votes . . . . .	0				
Under Votes . . . . .	8				
Circuit Judge, 19th Judicial Circuit (VOTE FOR) 1					
Leatha Dawn Mullins . . . . .	23	37.70			
Alexander Stuart Nelson. . . . .	38	62.30			
Over Votes . . . . .	0				
Under Votes . . . . .	9				
School Board Member (VOTE FOR) 1					
LaDonna Corbin. . . . .	6	9.09			
Cynthia "Cindy" Gibbs . . . . .	18	27.27			
Josh Post . . . . .	9	13.64			
Jacqueline "Jackie" Rosario . . . . .	33	50.00			
Over Votes . . . . .	1				
Under Votes . . . . .	3				
School Board Member (VOTE FOR) 1					
Teri Barenborg. . . . .	35	51.47			
Thomas A. Kenny . . . . .	33	48.53			
Over Votes . . . . .	0				
Under Votes . . . . .	2				



Redacted results represents detailed groups (Election Day, Vote By Mail, Early Votes, Provisional) with between 1 and 29 votes in accordance with Florida Statute 98.0981(2)(a)

Run Date:08/30/22 02:43 PM

0016 Precinct 16

	TOTAL VOTES	%	Absentee	Early Vot	Election
REGISTERED VOTERS - TOTAL . . . . .	4,910				
REGISTERED VOTERS - Republican . . . . .	2,593	52.81			
REGISTERED VOTERS - Democratic . . . . .	1,152	23.46			
REGISTERED VOTERS - Nonpartisan . . . . .	0				
BALLOTS CAST - TOTAL . . . . .	2,000		1,064	369	567
BALLOTS CAST - Republican . . . . .	1,161	58.05	489	262	410
BALLOTS CAST - Democratic . . . . .	598	29.90	424	83	91
BALLOTS CAST - NONPARTISAN . . . . .	241	12.05	151	24	66
BALLOTS CAST - BLANK . . . . .	3	.15	1	0	2
VOTER TURNOUT - TOTAL . . . . .		40.73			
VOTER TURNOUT - Republican . . . . .		44.77			
VOTER TURNOUT - Democratic . . . . .		51.91			
VOTER TURNOUT - BLANK . . . . .		.06			

Run Date:08/30/22 02:43 PM

0016 Precinct 16

	TOTAL VOTES	%	Absentee	Early Vot	Election
<b>Commissioner of Agriculture</b>					
<b>(VOTE FOR) 1</b>					
James W. Shaw . . . . .	446	40.92	168	98	180
Wilton Simpson. . . . .	644	59.08	288	151	205
Over Votes . . . . .	0		0	0	0
Under Votes . . . . .	71		33	13	25
<b>State Representative</b>					
<b>(VOTE FOR) 1</b>					
Robert Brackett . . . . .	705	62.83	290	153	262
Karen Hiltz. . . . .	417	37.17	180	101	136
Over Votes . . . . .	0		0	0	0
Under Votes . . . . .	39		19	8	12
<b>Board of County Commissioners</b>					
<b>(VOTE FOR) 1</b>					
Joe Flescher . . . . .	1,221	66.32	612	254	355
Elizabeth "Beth" Siebert . . . . .	620	33.68	352	87	181
Over Votes . . . . .	0		0	0	0
Under Votes . . . . .	159		100	28	31
<b>Board of County Commissioners</b>					
<b>(VOTE FOR) 1</b>					
Joann Binford . . . . .	495	27.15	246	85	164
Deryl Loar . . . . .	808	44.32	439	168	201
Thomas S. Lowther. . . . .	520	28.52	265	93	162
Over Votes . . . . .	0		0	0	0
Under Votes . . . . .	177		114	23	40

PREC REPORT-GROUP DETAIL

Primary 2022  
Democratic

Run Date:08/30/22 02:43 PM

0016 Precinct 16

	TOTAL VOTES	%	Absentee	Early Vot	Election
<b>United States Senator</b>					
<b>(VOTE FOR) 1</b>					
Ricardo De La Fuente . . . . .	17	2.93			
Val Demings . . . . .	528	91.03	376	73	79
Brian Rush . . . . .	21	3.62			
William Sanchez . . . . .	14	2.41			
Over Votes . . . . .	0				
Under Votes . . . . .	18				
<b>Representative in Congress</b>					
<b>(VOTE FOR) 1</b>					
Danelle Dodge . . . . .	192	35.42			
Joanne Terry . . . . .	350	64.58	247	48	55
Over Votes . . . . .	0		0	0	0
Under Votes . . . . .	56		34	11	11
<b>Governor and Lieutenant Governor</b>					
<b>(VOTE FOR) 1</b>					
Charlie Crist . . . . .	376	64.05	274	48	54
Cadance Daniel . . . . .	9	1.53			
Nicole "Nikki" Fried . . . . .	192	32.71	126	32	34
Robert L. Willis . . . . .	10	1.70			
Over Votes . . . . .	1				
Under Votes . . . . .	10				
<b>Attorney General</b>					
<b>(VOTE FOR) 1</b>					
Aramis Ayala . . . . .	231	42.62			
Jim Lewis . . . . .	136	25.09			
Daniel Uhlfelder . . . . .	175	32.29			
Over Votes . . . . .	0				
Under Votes . . . . .	56				
<b>Commissioner of Agriculture</b>					
<b>(VOTE FOR) 1</b>					
Naomi Esther Blemur . . . . .	238	45.08			
J. R. Gaillot . . . . .	116	21.97			
Ryan Morales . . . . .	174	32.95			
Over Votes . . . . .	0				
Under Votes . . . . .	70				

Redacted results represents detailed groups (Election Day, Vote By Mail, Early Votes, Provisional) with between 1 and 29 votes in accordance with Florida Statute 98.0981(2)(a)



Run Date:08/30/22 02:43 PM

0016 Precinct 16

	TOTAL VOTES	%	Absentee	Early Vot	Election
Circuit Judge, 19th Judicial Circuit					
(VOTE FOR) 1					
Christian Van Riper . . . . .	500	27.65	289	70	141
Rebecca White . . . . .	1,308	72.35	667	258	383
Over Votes . . . . .	1		1	0	0
Under Votes . . . . .	191		107	41	43
Circuit Judge, 19th Judicial Circuit					
(VOTE FOR) 1					
Leatha Dawn Mullins . . . . .	1,135	63.41	616	218	301
Alexander Stuart Nelson. . . . .	655	36.59	339	103	213
Over Votes . . . . .	0		0	0	0
Under Votes . . . . .	210		109	48	53
School Board Member					
(VOTE FOR) 1					
LaDonna Corbin. . . . .	341	17.73	215	59	67
Cynthia "Cindy" Gibbs . . . . .	437	22.72	294	61	82
Josh Post . . . . .	184	9.57			
Jacqueline "Jackie" Rosario . . . . .	961	49.97	401	210	350
Over Votes . . . . .	4		3	1	0
Under Votes . . . . .	73		47	11	15
School Board Member					
(VOTE FOR) 1					
Teri Barenborg. . . . .	1,008	54.22	634	176	198
Thomas A. Kenny . . . . .	851	45.78	357	164	330
Over Votes . . . . .	1		1	0	0
Under Votes . . . . .	140		72	29	39

Redacted results represents detailed groups (Election Day, Vote By Mail, Early Votes, Provisional) with between 1 and 29 votes in accordance with Florida Statute 98.0981(2)(a)

Run Date:08/30/22 02:43 PM

0017 Precinct 17

	TOTAL VOTES	%	Absentee	Early Vot	Election
REGISTERED VOTERS - TOTAL . . . . .	4,473				
REGISTERED VOTERS - Republican . . . . .	2,360	52.76			
REGISTERED VOTERS - Democratic . . . . .	959	21.44			
REGISTERED VOTERS - Nonpartisan . . . . .	0				
BALLOTS CAST - TOTAL . . . . .	1,550		958	162	430
BALLOTS CAST - Republican . . . . .	960	61.94	536	115	309
BALLOTS CAST - Democratic . . . . .	406	26.19	305	29	72
BALLOTS CAST - NONPARTISAN . . . . .	184	11.87	117	18	49
BALLOTS CAST - BLANK . . . . .	2	.13	0	1	1
VOTER TURNOUT - TOTAL . . . . .		34.65			
VOTER TURNOUT - Republican . . . . .		40.68			
VOTER TURNOUT - Democratic . . . . .		42.34			
VOTER TURNOUT - BLANK . . . . .		.04			

Run Date:08/30/22 02:43 PM

0017 Precinct 17

	TOTAL VOTES	%	Absentee	Early Vot	Election
<b>Commissioner of Agriculture</b>					
<b>(VOTE FOR) 1</b>					
James W. Shaw . . . . .	350	39.73	180	36	134
Wilton Simpson. . . . .	531	60.27	310	70	151
Over Votes . . . . .	0		0	0	0
Under Votes . . . . .	79		46	9	24
<b>State Representative</b>					
<b>(VOTE FOR) 1</b>					
Robert Brackett . . . . .	537	57.49	291	67	179
Karen Hiltz. . . . .	397	42.51	227	47	123
Over Votes . . . . .	0		0	0	0
Under Votes . . . . .	26		18	1	7
<b>Board of County Commissioners</b>					
<b>(VOTE FOR) 1</b>					
Joe Flescher . . . . .	933	65.34	577	91	265
Elizabeth "Beth" Siebert . . . . .	495	34.66	295	62	138
Over Votes . . . . .	0		0	0	0
Under Votes . . . . .	122		86	9	27
<b>Board of County Commissioners</b>					
<b>(VOTE FOR) 1</b>					
Joann Binford . . . . .	375	26.21	220	48	107
Deryl Loar . . . . .	614	42.91	383	74	157
Thomas S. Lowther. . . . .	442	30.89	268	32	142
Over Votes . . . . .	0		0	0	0
Under Votes . . . . .	119		87	8	24


PREC REPORT-GROUP DETAIL

Primary 2022  
Democratic

Run Date:08/30/22 02:43 PM

0017 Precinct 17

	TOTAL VOTES	%	Absentee	Early Vot	Election
<b>United States Senator</b>					
<b>(VOTE FOR) 1</b>					
Ricardo De La Fuente . . . . .	9	2.26			
Val Demings . . . . .	346	86.93			
Brian Rush . . . . .	29	7.29			
William Sanchez . . . . .	14	3.52			
Over Votes . . . . .	0				
Under Votes . . . . .	8				
<b>Representative in Congress</b>					
<b>(VOTE FOR) 1</b>					
Danelle Dodge . . . . .	147	41.06			
Joanne Terry . . . . .	211	58.94			
Over Votes . . . . .	0				
Under Votes . . . . .	48				
<b>Governor and Lieutenant Governor</b>					
<b>(VOTE FOR) 1</b>					
Charlie Crist . . . . .	242	60.80			
Cadance Daniel . . . . .	11	2.76			
Nicole "Nikki" Fried . . . . .	136	34.17			
Robert L. Willis . . . . .	9	2.26			
Over Votes . . . . .	0				
Under Votes . . . . .	8				
<b>Attorney General</b>					
<b>(VOTE FOR) 1</b>					
Aramis Ayala . . . . .	135	38.90			
Jim Lewis . . . . .	89	25.65			
Daniel Uhlfelder . . . . .	123	35.45			
Over Votes . . . . .	0				
Under Votes . . . . .	59				
<b>Commissioner of Agriculture</b>					
<b>(VOTE FOR) 1</b>					
Naomi Esther Blemur . . . . .	157	47.15			
J. R. Gailliot . . . . .	64	19.22			
Ryan Morales . . . . .	112	33.63			
Over Votes . . . . .	0				
Under Votes . . . . .	73				



Redacted results represents detailed groups (Election Day, Vote By Mail, Early Votes, Provisional) with between 1 and 29 votes in accordance with Florida Statute 98.0981(2)(a)

Run Date:08/30/22 02:43 PM

0017 Precinct 17

	TOTAL VOTES	%	Absentee	Early Vot	Election
Circuit Judge, 19th Judicial Circuit					
(VOTE FOR) 1					
Christian Van Riper . . . . .	330	23.45			
Rebecca White . . . . .	1,077	76.55	662	114	301
Over Votes . . . . .	0				
Under Votes . . . . .	143				
Circuit Judge, 19th Judicial Circuit					
(VOTE FOR) 1					
Leatha Dawn Mullins . . . . .	894	64.78	562	94	238
Alexander Stuart Nelson. . . . .	486	35.22	293	46	147
Over Votes . . . . .	0		0	0	0
Under Votes . . . . .	170		103	22	45
School Board Member					
(VOTE FOR) 1					
LaDonna Corbin. . . . .	288	19.61			
Cynthia "Cindy" Gibbs . . . . .	334	22.74			
Josh Post . . . . .	113	7.69			
Jacqueline "Jackie" Rosario . . . . .	734	49.97	363	100	271
Over Votes . . . . .	8				
Under Votes . . . . .	73				
School Board Member					
(VOTE FOR) 1					
Teri Barenborg. . . . .	821	57.21	571	62	188
Thomas A. Kenny . . . . .	614	42.79	315	85	214
Over Votes . . . . .	0		0	0	0
Under Votes . . . . .	115		72	15	28

Redacted results represents detailed groups (Election Day, Vote By Mail, Early Votes, Provisional) with between 1 and 29 votes in accordance with Florida Statute 98.0981(2)(a)

Run Date:08/30/22 02:43 PM

0018 Precinct 18

	TOTAL VOTES	%	Absentee	Early Vot	Election
REGISTERED VOTERS - TOTAL . . . . .	5,705				
REGISTERED VOTERS - Republican . . . . .	1,820	31.90			
REGISTERED VOTERS - Democratic . . . . .	2,598	45.54			
REGISTERED VOTERS - Nonpartisan . . . . .	0				
BALLOTS CAST - TOTAL . . . . .	1,758		897	353	508
BALLOTS CAST - Republican . . . . .	760	43.23	317	188	255
BALLOTS CAST - Democratic . . . . .	823	46.81	465	143	215
BALLOTS CAST - NONPARTISAN. . . . .	175	9.95	115	22	38
BALLOTS CAST - BLANK. . . . .	1	.06	0	1	0
VOTER TURNOUT - TOTAL . . . . .		30.82			
VOTER TURNOUT - Republican. . . . .		41.76			
VOTER TURNOUT - Democratic. . . . .		31.68			
VOTER TURNOUT - BLANK . . . . .		.02			

Run Date:08/30/22 02:43 PM

0018 Precinct 18

	TOTAL VOTES	%	Absentee	Early Vot	Election
<b>Commissioner of Agriculture</b>					
<b>(VOTE FOR) 1</b>					
James W. Shaw . . . . .	307	43.18	119	66	122
Wilton Simpson. . . . .	404	56.82	178	111	115
Over Votes . . . . .	0		0	0	0
Under Votes . . . . .	49		20	11	18
<b>State Representative</b>					
<b>(VOTE FOR) 1</b>					
Robert Brackett . . . . .	485	65.36	196	116	173
Karen Hiltz. . . . .	257	34.64	115	66	76
Over Votes . . . . .	0		0	0	0
Under Votes . . . . .	18		6	6	6
<b>Board of County Commissioners</b>					
<b>(VOTE FOR) 1</b>					
Joe Flescher . . . . .	1,010	62.77	498	202	310
Elizabeth "Beth" Siebert . . . . .	599	37.23	312	129	158
Over Votes . . . . .	0		0	0	0
Under Votes . . . . .	149		87	22	40
<b>Board of County Commissioners</b>					
<b>(VOTE FOR) 1</b>					
Joann Binford . . . . .	380	23.49	167	73	140
Deryl Loar . . . . .	624	38.57	332	126	166
Thomas S. Lowther. . . . .	614	37.95	315	135	164
Over Votes . . . . .	0		0	0	0
Under Votes . . . . .	140		83	19	38

PREC REPORT-GROUP DETAIL

Primary 2022  
Democratic

Run Date:08/30/22 02:43 PM

0018 Precinct 18

	TOTAL VOTES	%	Absentee	Early Vot	Election
<b>United States Senator</b>					
<b>(VOTE FOR) 1</b>					
Ricardo De La Fuente . . . . .	22	2.70			
Val Demings . . . . .	681	83.66	392	116	173
Brian Rush . . . . .	67	8.23			
William Sanchez . . . . .	44	5.41			
Over Votes . . . . .	1				
Under Votes . . . . .	8				
<b>Representative in Congress</b>					
<b>(VOTE FOR) 1</b>					
Danelle Dodge . . . . .	286	38.03	161	53	72
Joanne Terry . . . . .	466	61.97	270	78	118
Over Votes . . . . .	0		0	0	0
Under Votes . . . . .	71		34	12	25
<b>Governor and Lieutenant Governor</b>					
<b>(VOTE FOR) 1</b>					
Charlie Crist . . . . .	528	64.79	311	85	132
Cadance Daniel . . . . .	28	3.44			
Nicole "Nikki" Fried . . . . .	243	29.82	130	45	68
Robert L. Willis . . . . .	16	1.96			
Over Votes . . . . .	2				
Under Votes . . . . .	6				
<b>Attorney General</b>					
<b>(VOTE FOR) 1</b>					
Aramis Ayala . . . . .	332	43.17	182	57	93
Jim Lewis . . . . .	265	34.46	153	45	67
Daniel Uhlfelder . . . . .	172	22.37			
Over Votes . . . . .	0				
Under Votes . . . . .	54				
<b>Commissioner of Agriculture</b>					
<b>(VOTE FOR) 1</b>					
Naomi Esther Blemur . . . . .	402	52.96	236	71	95
J. R. Gaillot . . . . .	132	17.39			
Ryan Morales . . . . .	225	29.64	129	38	58
Over Votes . . . . .	0				
Under Votes . . . . .	64				

Redacted results represents detailed groups (Election Day, Vote By Mail, Early Votes, Provisional) with between 1 and 29 votes in accordance with Florida Statute 98.0981(2)(a)



Run Date:08/30/22 02:43 PM

0018 Precinct 18

	TOTAL VOTES	%	Absentee	Early Vot	Election
Circuit Judge, 19th Judicial Circuit (VOTE FOR) 1					
Christian Van Riper . . . . .	397	24.74	236	55	106
Rebecca White . . . . .	1,208	75.26	589	269	350
Over Votes . . . . .	0		0	0	0
Under Votes . . . . .	153		72	29	52
Circuit Judge, 19th Judicial Circuit (VOTE FOR) 1					
Leatha Dawn Mullins . . . . .	1,032	65.40	524	223	285
Alexander Stuart Nelson. . . . .	546	34.60	288	99	159
Over Votes . . . . .	0		0	0	0
Under Votes . . . . .	180		85	31	64
School Board Member (VOTE FOR) 1					
LaDonna Corbin. . . . .	586	34.84	333	101	152
Cynthia "Cindy" Gibbs . . . . .	351	20.87	208	68	75
Josh Post . . . . .	116	6.90			
Jacqueline "Jackie" Rosario . . . . .	629	37.40	243	153	233
Over Votes . . . . .	1				
Under Votes . . . . .	75				
School Board Member (VOTE FOR) 1					
Teri Barenborg. . . . .	1,010	61.51	588	188	234
Thomas A. Kenny . . . . .	632	38.49	250	146	236
Over Votes . . . . .	1		0	1	0
Under Votes . . . . .	115		59	18	38

Redacted results represents detailed groups (Election Day, Vote By Mail, Early Votes, Provisional) with between 1 and 29 votes in accordance with Florida Statute 98.0981(2)(a)

Run Date:08/30/22 02:43 PM

0019 Precinct 19

	TOTAL VOTES	%	Absentee	Early Vot	Election
REGISTERED VOTERS - TOTAL . . . . .	10,456				
REGISTERED VOTERS - Republican . . . . .	5,439	52.02			
REGISTERED VOTERS - Democratic . . . . .	2,548	24.37			
REGISTERED VOTERS - Nonpartisan . . . . .	0				
BALLOTS CAST - TOTAL. . . . .	3,980		2,378	571	1,031
BALLOTS CAST - Republican . . . . .	2,371	59.57	1,215	386	770
BALLOTS CAST - Democratic . . . . .	1,181	29.67	858	145	178
BALLOTS CAST - NONPARTISAN. . . . .	428	10.75	305	40	83
BALLOTS CAST - BLANK. . . . .	1	.03	0	0	1
VOTER TURNOUT - TOTAL . . . . .		38.06			
VOTER TURNOUT - Republican. . . . .		43.59			
VOTER TURNOUT - Democratic. . . . .		46.35			
VOTER TURNOUT - BLANK . . . . .		.01			

Run Date:08/30/22 02:43 PM

0019 Precinct 19

	TOTAL VOTES	%	Absentee	Early Vot	Election
<b>Commissioner of Agriculture</b>					
<b>(VOTE FOR) 1</b>					
James W. Shaw . . . . .	808	36.58	387	101	320
Wilton Simpson. . . . .	1,401	63.42	735	258	408
Over Votes . . . . .	0		0	0	0
Under Votes . . . . .	162		93	27	42
 <b>State Representative</b>					
<b>(VOTE FOR) 1</b>					
Robert Brackett . . . . .	1,480	63.79	708	238	534
Karen Hiltz. . . . .	840	36.21	476	140	224
Over Votes . . . . .	0		0	0	0
Under Votes . . . . .	51		31	8	12
 <b>Board of County Commissioners</b>					
<b>(VOTE FOR) 1</b>					
Joe Flescher . . . . .	2,412	65.79	1,315	390	707
Elizabeth "Beth" Siebert . . . . .	1,254	34.21	846	141	267
Over Votes . . . . .	1		1	0	0
Under Votes . . . . .	313		216	40	57
 <b>Board of County Commissioners</b>					
<b>(VOTE FOR) 1</b>					
Joann Binford . . . . .	843	22.90	478	111	254
Deryl Loar . . . . .	1,529	41.53	943	225	361
Thomas S. Lowther. . . . .	1,310	35.58	756	200	354
Over Votes . . . . .	4		2	0	2
Under Votes . . . . .	294		199	35	60

Run Date:08/30/22 02:43 PM

0019 Precinct 19

	TOTAL VOTES	%	Absentee	Early Vot	Election
<b>United States Senator</b>					
<b>(VOTE FOR) 1</b>					
Ricardo De La Fuente . . . . .	25	2.16			
Val Demings . . . . .	1,000	86.43	722	131	147
Brian Rush . . . . .	77	6.66			
William Sanchez . . . . .	55	4.75			
Over Votes . . . . .	2				
Under Votes . . . . .	22				
<b>Representative in Congress</b>					
<b>(VOTE FOR) 1</b>					
Danelle Dodge . . . . .	412	39.13	291	49	72
Joanne Terry . . . . .	641	60.87	474	83	84
Over Votes . . . . .	3		2	0	1
Under Votes . . . . .	125		91	13	21
<b>Governor and Lieutenant Governor</b>					
<b>(VOTE FOR) 1</b>					
Charlie Crist . . . . .	720	61.86	529	99	92
Cadance Daniel . . . . .	23	1.98			
Nicole "Nikki" Fried . . . . .	405	34.79	285	40	80
Robert L. Willis . . . . .	16	1.37			
Over Votes . . . . .	7				
Under Votes . . . . .	10				
<b>Attorney General</b>					
<b>(VOTE FOR) 1</b>					
Aramis Ayala . . . . .	367	35.09	266	54	47
Jim Lewis . . . . .	357	34.13			
Daniel Uhlfelder . . . . .	322	30.78	227	50	45
Over Votes . . . . .	2				
Under Votes . . . . .	133				
<b>Commissioner of Agriculture</b>					
<b>(VOTE FOR) 1</b>					
Naomi Esther Blemur . . . . .	452	44.31	341	59	52
J. R. Gaillot . . . . .	212	20.78			
Ryan Morales . . . . .	356	34.90	243	43	70
Over Votes . . . . .	4				
Under Votes . . . . .	157				

Redacted results represents detailed groups (Election Day, Vote By Mail, Early Votes, Provisional) with between 1 and 29 votes in accordance with Florida Statute 98.0981(2)(a)

Run Date:08/30/22 02:43 PM

0019 Precinct 19

	TOTAL VOTES	%	Absentee	Early Vot	Election
Circuit Judge, 19th Judicial Circuit (VOTE FOR) 1					
Christian Van Riper . . . . .	847	23.33	535	105	207
Rebecca White . . . . .	2,783	76.67	1,623	422	738
Over Votes . . . . .	0		0	0	0
Under Votes . . . . .	350		220	44	86
Circuit Judge, 19th Judicial Circuit (VOTE FOR) 1					
Leatha Dawn Mullins . . . . .	2,285	63.99	1,377	345	563
Alexander Stuart Nelson. . . . .	1,286	36.01	746	172	368
Over Votes . . . . .	0		0	0	0
Under Votes . . . . .	409		255	54	100
School Board Member (VOTE FOR) 1					
LaDonna Corbin. . . . .	617	16.45	455	57	105
Cynthia "Cindy" Gibbs . . . . .	1,001	26.69	694	136	171
Josh Post . . . . .	388	10.35	263	33	92
Jacqueline "Jackie" Rosario . . . . .	1,744	46.51	805	324	615
Over Votes . . . . .	16		9	1	6
Under Votes . . . . .	214		152	20	42
School Board Member (VOTE FOR) 1					
Teri Barenborg. . . . .	2,197	59.35	1,473	288	436
Thomas A. Kenny . . . . .	1,505	40.65	736	247	522
Over Votes . . . . .	0		0	0	0
Under Votes . . . . .	278		169	36	73

Run Date:08/30/22 02:43 PM

0020 Precinct 20

	TOTAL VOTES	%	Absentee	Early Vot	Election
REGISTERED VOTERS - TOTAL . . . . .	4,363				
REGISTERED VOTERS - Republican . . . . .	1,901	43.57			
REGISTERED VOTERS - Democratic . . . . .	1,290	29.57			
REGISTERED VOTERS - Nonpartisan . . . . .	0				
BALLOTS CAST - TOTAL . . . . .	1,270		583	228	459
BALLOTS CAST - Republican . . . . .	724	57.01	272	149	303
BALLOTS CAST - Democratic . . . . .	424	33.39	240	61	123
BALLOTS CAST - NONPARTISAN. . . . .	122	9.61	71	18	33
BALLOTS CAST - BLANK. . . . .	0		0	0	0
VOTER TURNOUT - TOTAL . . . . .		29.11			
VOTER TURNOUT - Republican. . . . .		38.09			
VOTER TURNOUT - Democratic. . . . .		32.87			
VOTER TURNOUT - BLANK . . . . .					

Run Date:08/30/22 02:43 PM

0020 Precinct 20

	TOTAL VOTES	%	Absentee	Early Vot	Election
<b>Commissioner of Agriculture</b>					
<b>(VOTE FOR) 1</b>					
James W. Shaw . . . . .	306	44.67	106	71	129
Wilton Simpson. . . . .	379	55.33	147	76	156
Over Votes . . . . .	0		0	0	0
Under Votes . . . . .	39		19	2	18
<b>State Representative</b>					
<b>(VOTE FOR) 1</b>					
Robert Brackett . . . . .	466	65.27	177	94	195
Karen Hiltz. . . . .	248	34.73	90	54	104
Over Votes . . . . .	0		0	0	0
Under Votes . . . . .	10		5	1	4
<b>Board of County Commissioners</b>					
<b>(VOTE FOR) 1</b>					
Joe Flescher . . . . .	750	63.78	328	133	289
Elizabeth "Beth" Siebert . . . . .	426	36.22	199	80	147
Over Votes . . . . .	0		0	0	0
Under Votes . . . . .	94		56	15	23
<b>Board of County Commissioners</b>					
<b>(VOTE FOR) 1</b>					
Joann Binford . . . . .	245	20.47	102	40	103
Deryl Loar . . . . .	414	34.59	203	73	138
Thomas S. Lowther. . . . .	538	44.95	235	103	200
Over Votes . . . . .	0		0	0	0
Under Votes . . . . .	73		43	12	18

Run Date:08/30/22 02:43 PM

0020 Precinct 20

	TOTAL VOTES	%	Absentee	Early Vot	Election
<b>United States Senator</b>					
<b>(VOTE FOR) 1</b>					
Ricardo De La Fuente . . . . .	10	2.42	[REDACTED]		
Val Demings . . . . .	340	82.32	185	55	100
Brian Rush . . . . .	44	10.65	[REDACTED]		
William Sanchez . . . . .	19	4.60	[REDACTED]		
Over Votes . . . . .	0		[REDACTED]		
Under Votes . . . . .	11		[REDACTED]		
<b>Representative in Congress</b>					
<b>(VOTE FOR) 1</b>					
Danelle Dodge . . . . .	151	38.92	[REDACTED]		
Joanne Terry . . . . .	237	61.08	132	31	74
Over Votes . . . . .	0		0	0	0
Under Votes . . . . .	36		19	5	12
<b>Governor and Lieutenant Governor</b>					
<b>(VOTE FOR) 1</b>					
Charlie Crist . . . . .	218	52.03	134	35	49
Cadance Daniel . . . . .	11	2.63	[REDACTED]		
Nicole "Nikki" Fried . . . . .	183	43.68	[REDACTED]		
Robert L. Willis . . . . .	7	1.67	[REDACTED]		
Over Votes . . . . .	1		[REDACTED]		
Under Votes . . . . .	4		[REDACTED]		
<b>Attorney General</b>					
<b>(VOTE FOR) 1</b>					
Aramis Ayala . . . . .	159	41.19	[REDACTED]		
Jim Lewis . . . . .	117	30.31	[REDACTED]		
Daniel Uhlfelder . . . . .	110	28.50	[REDACTED]		
Over Votes . . . . .	0		[REDACTED]		
Under Votes . . . . .	38		[REDACTED]		
<b>Commissioner of Agriculture</b>					
<b>(VOTE FOR) 1</b>					
Naomi Esther Blemur . . . . .	176	47.06	[REDACTED]		
J. R. Gaillot . . . . .	70	18.72	[REDACTED]		
Ryan Morales . . . . .	128	34.22	[REDACTED]		
Over Votes . . . . .	0		[REDACTED]		
Under Votes . . . . .	50		[REDACTED]		

Redacted results represents detailed groups (Election Day, Vote By Mail, Early Votes, Provisional) with between 1 and 29 votes in accordance with Florida Statute 98.0981(2)(a)



Run Date:08/30/22 02:43 PM

0020 Precinct 20

	TOTAL VOTES	%	Absentee	Early Vot	Election
Circuit Judge, 19th Judicial Circuit (VOTE FOR) 1					
Christian Van Riper . . . . .	268	22.91	135	44	89
Rebecca White . . . . .	902	77.09	402	167	333
Over Votes . . . . .	0		0	0	0
Under Votes . . . . .	100		46	17	37
Circuit Judge, 19th Judicial Circuit (VOTE FOR) 1					
Leatha Dawn Mullins . . . . .	741	64.72	349	138	254
Alexander Stuart Nelson. . . . .	404	35.28	177	71	156
Over Votes . . . . .	0		0	0	0
Under Votes . . . . .	125		57	19	49
School Board Member (VOTE FOR) 1					
LaDonna Corbin. . . . .	205	16.91	106	35	64
Cynthia "Cindy" Gibbs . . . . .	362	29.87	197	53	112
Josh Post . . . . .	115	9.49			
Jacqueline "Jackie" Rosario . . . . .	530	43.73	190	105	235
Over Votes . . . . .	6				
Under Votes . . . . .	52				
School Board Member (VOTE FOR) 1					
Teri Barenborg. . . . .	738	61.71	376	120	242
Thomas A. Kenny . . . . .	458	38.29	172	95	191
Over Votes . . . . .	0		0	0	0
Under Votes . . . . .	74		35	13	26

Redacted results represents detailed groups (Election Day, Vote By Mail, Early Votes, Provisional) with between 1 and 29 votes in accordance with Florida Statute 98.0981(2)(a)

Run Date:08/30/22 02:43 PM


0021 Precinct 21

	TOTAL VOTES	%	Absentee	Early Vot	Election
REGISTERED VOTERS - TOTAL . . . . .	535				
REGISTERED VOTERS - Republican . . . . .	293	54.77			
REGISTERED VOTERS - Democratic . . . . .	134	25.05			
REGISTERED VOTERS - Nonpartisan . . . . .	0				
BALLOTS CAST - TOTAL . . . . .	170		93	29	48
BALLOTS CAST - Republican . . . . .	102	60.00	41	28	33
BALLOTS CAST - Democratic . . . . .	49	28.82	36	1	12
BALLOTS CAST - NONPARTISAN. . . . .	19	11.18	16	0	3
BALLOTS CAST - BLANK. . . . .	1	.59	1	0	0
VOTER TURNOUT - TOTAL . . . . .		31.78			
VOTER TURNOUT - Republican. . . . .		34.81			
VOTER TURNOUT - Democratic. . . . .		36.57			
VOTER TURNOUT - BLANK . . . . .		.19			

Run Date:08/30/22 02:43 PM

0021 Precinct 21

	TOTAL VOTES	%	Absentee	Early Vot	Election
<b>Commissioner of Agriculture</b>					
<b>(VOTE FOR) 1</b>					
James W. Shaw . . . . .	35	38.04			
Wilton Simpson. . . . .	57	61.96			
Over Votes . . . . .	0				
Under Votes . . . . .	10				
<b>State Representative</b>					
<b>(VOTE FOR) 1</b>					
Robert Brackett . . . . .	73	75.26			
Karen Hiltz. . . . .	24	24.74			
Over Votes . . . . .	0				
Under Votes . . . . .	5				
<b>Board of County Commissioners</b>					
<b>(VOTE FOR) 1</b>					
Joe Flescher . . . . .	108	70.59			
Elizabeth "Beth" Siebert . . . . .	45	29.41			
Over Votes . . . . .	0				
Under Votes . . . . .	17				
<b>Board of County Commissioners</b>					
<b>(VOTE FOR) 1</b>					
Joann Binford . . . . .	43	27.22			
Deryl Loar . . . . .	64	40.51			
Thomas S. Lowther. . . . .	51	32.28			
Over Votes . . . . .	0				
Under Votes . . . . .	12				




Redacted results represents detailed groups (Election Day, Vote By Mail, Early Votes, Provisional) with between 1 and 29 votes in accordance with Florida Statute 98.0981(2)(a)

Run Date:08/30/22 02:43 PM

0021 Precinct 21

	TOTAL VOTES	%	Absentee	Early Vot	Election
<b>United States Senator</b>					
<b>(VOTE FOR) 1</b>					
Ricardo De La Fuente . . . . .	0				
Val Demings . . . . .	41	87.23			
Brian Rush . . . . .	0				
William Sanchez . . . . .	6	12.77			
Over Votes . . . . .	0				
Under Votes . . . . .	2				
<b>Representative in Congress</b>					
<b>(VOTE FOR) 1</b>					
Danelle Dodge . . . . .	15	35.71			
Joanne Terry . . . . .	27	64.29			
Over Votes . . . . .	0				
Under Votes . . . . .	7				
<b>Governor and Lieutenant Governor</b>					
<b>(VOTE FOR) 1</b>					
Charlie Crist . . . . .	14	29.17			
Cadance Daniel . . . . .	2	4.17			
Nicole "Nikki" Fried . . . . .	31	64.58			
Robert L. Willis . . . . .	1	2.08			
Over Votes . . . . .	0				
Under Votes . . . . .	1				
<b>Attorney General</b>					
<b>(VOTE FOR) 1</b>					
Aramis Ayala . . . . .	18	43.90			
Jim Lewis . . . . .	10	24.39			
Daniel Uhlfelder . . . . .	13	31.71			
Over Votes . . . . .	0				
Under Votes . . . . .	8				
<b>Commissioner of Agriculture</b>					
<b>(VOTE FOR) 1</b>					
Naomi Esther Blemur . . . . .	21	51.22			
J. R. Gaillot . . . . .	9	21.95			
Ryan Morales . . . . .	11	26.83			
Over Votes . . . . .	0				
Under Votes . . . . .	8				




Redacted results represents detailed groups (Election Day, Vote By Mail, Early Votes, Provisional) with between 1 and 29 votes in accordance with Florida Statute 98.0981(2)(a)

Run Date:08/30/22 02:43 PM

0021 Precinct 21

	TOTAL VOTES	%	Absentee	Early Vot	Election
Circuit Judge, 19th Judicial Circuit (VOTE FOR) 1					
Christian Van Riper . . . . .	26	16.77			
Rebecca White . . . . .	129	83.23			
Over Votes . . . . .	0				
Under Votes . . . . .	15				
Circuit Judge, 19th Judicial Circuit (VOTE FOR) 1					
Leatha Dawn Mullins . . . . .	107	71.33			
Alexander Stuart Nelson. . . . .	43	28.67			
Over Votes . . . . .	0				
Under Votes . . . . .	20				
School Board Member (VOTE FOR) 1					
LaDonna Corbin. . . . .	26	16.67			
Cynthia "Cindy" Gibbs . . . . .	38	24.36			
Josh Post . . . . .	10	6.41			
Jacqueline "Jackie" Rosario . . . . .	82	52.56			
Over Votes . . . . .	0				
Under Votes . . . . .	14				
School Board Member (VOTE FOR) 1					
Teri Barenborg. . . . .	83	53.55			
Thomas A. Kenny . . . . .	72	46.45			
Over Votes . . . . .	0				
Under Votes . . . . .	15				



Redacted results represents detailed groups (Election Day, Vote By Mail, Early Votes, Provisional) with between 1 and 29 votes in accordance with Florida Statute 98.0981(2)(a)

Run Date:08/30/22 02:43 PM

0022 Precinct 22

	TOTAL VOTES	%	Absentee	Early Vot	Election
REGISTERED VOTERS - TOTAL . . . . .	2,752				
REGISTERED VOTERS - Republican . . . . .	1,374	49.93			
REGISTERED VOTERS - Democratic . . . . .	685	24.89			
REGISTERED VOTERS - Nonpartisan . . . . .	0				
BALLOTS CAST - TOTAL . . . . .	951		479	114	358
BALLOTS CAST - Republican . . . . .	573	60.25	251	77	245
BALLOTS CAST - Democratic . . . . .	268	28.18	160	25	83
BALLOTS CAST - NONPARTISAN . . . . .	110	11.57	68	12	30
BALLOTS CAST - BLANK . . . . .	2	.21	0	0	2
VOTER TURNOUT - TOTAL . . . . .		34.56			
VOTER TURNOUT - Republican . . . . .		41.70			
VOTER TURNOUT - Democratic . . . . .		39.12			
VOTER TURNOUT - BLANK . . . . .		.07			

Run Date:08/30/22 02:43 PM

0022 Precinct 22


	TOTAL VOTES	%	Absentee	Early Vot	Election
<b>Commissioner of Agriculture</b>					
<b>(VOTE FOR) 1</b>					
James W. Shaw . . . . .	190	36.61	[REDACTED]		
Wilton Simpson. . . . .	329	63.39	152	50	127
Over Votes . . . . .	0		[REDACTED]		
Under Votes . . . . .	54		[REDACTED]		
<b>State Representative</b>					
<b>(VOTE FOR) 1</b>					
Robert Brackett . . . . .	401	71.61	176	49	176
Karen Hiltz. . . . .	159	28.39	[REDACTED]		
Over Votes . . . . .	0		[REDACTED]		
Under Votes . . . . .	13		[REDACTED]		
<b>Board of County Commissioners</b>					
<b>(VOTE FOR) 1</b>					
Joe Flescher . . . . .	602	68.88	294	80	228
Elizabeth "Beth" Siebert . . . . .	272	31.12	[REDACTED]		
Over Votes . . . . .	0		0	0	0
Under Votes . . . . .	77		45	6	26
<b>Board of County Commissioners</b>					
<b>(VOTE FOR) 1</b>					
Joann Binford . . . . .	189	21.40	[REDACTED]		
Deryl Loar . . . . .	349	39.52	193	45	111
Thomas S. Lowther. . . . .	345	39.07	174	38	133
Over Votes . . . . .	0		[REDACTED]		
Under Votes . . . . .	68		[REDACTED]		

Redacted results represents detailed groups (Election Day, Vote By Mail, Early Votes, Provisional) with between 1 and 29 votes in accordance with Florida Statute 98.0981(2)(a)

Run Date:08/30/22 02:43 PM

0022 Precinct 22

	TOTAL VOTES	%	Absentee	Early Vot	Election
<b>United States Senator</b>					
<b>(VOTE FOR) 1</b>					
Ricardo De La Fuente . . . . .	5	1.94			
Val Demings . . . . .	230	89.15			
Brian Rush . . . . .	15	5.81			
William Sanchez . . . . .	8	3.10			
Over Votes . . . . .	0				
Under Votes . . . . .	10				
<b>Representative in Congress</b>					
<b>(VOTE FOR) 1</b>					
Danelle Dodge . . . . .	105	44.12			
Joanne Terry . . . . .	133	55.88			
Over Votes . . . . .	0				
Under Votes . . . . .	30				
<b>Governor and Lieutenant Governor</b>					
<b>(VOTE FOR) 1</b>					
Charlie Crist . . . . .	149	57.53			
Cadance Daniel . . . . .	5	1.93			
Nicole "Nikki" Fried . . . . .	102	39.38			
Robert L. Willis . . . . .	3	1.16			
Over Votes . . . . .	0				
Under Votes . . . . .	9				
<b>Attorney General</b>					
<b>(VOTE FOR) 1</b>					
Aramis Ayala . . . . .	82	35.34			
Jim Lewis . . . . .	68	29.31			
Daniel Uhlfelder . . . . .	82	35.34			
Over Votes . . . . .	0				
Under Votes . . . . .	36				
<b>Commissioner of Agriculture</b>					
<b>(VOTE FOR) 1</b>					
Naomi Esther Blemur . . . . .	105	45.06			
J. R. Gaillot . . . . .	48	20.60			
Ryan Morales . . . . .	80	34.33			
Over Votes . . . . .	0				
Under Votes . . . . .	35				



Redacted results represents detailed groups (Election Day, Vote By Mail, Early Votes, Provisional) with between 1 and 29 votes in accordance with Florida Statute 98.0981(2)(a)



Run Date:08/30/22 02:43 PM

0022 Precinct 22

	TOTAL VOTES	%	Absentee	Early Vot	Election
<b>Circuit Judge, 19th Judicial Circuit</b>					
<b>(VOTE FOR) 1</b>					
Christian Van Riper . . . . .	198	23.16	[REDACTED]		
Rebecca White . . . . .	657	76.84	312	83	262
Over Votes . . . . .	0		[REDACTED]		
Under Votes . . . . .	96		[REDACTED]		
<b>Circuit Judge, 19th Judicial Circuit</b>					
<b>(VOTE FOR) 1</b>					
Leatha Dawn Mullins . . . . .	560	67.80	279	69	212
Alexander Stuart Nelson. . . . .	266	32.20	128	33	105
Over Votes . . . . .	0		0	0	0
Under Votes . . . . .	125		72	12	41
<b>School Board Member</b>					
<b>(VOTE FOR) 1</b>					
LaDonna Corbin. . . . .	120	13.41	[REDACTED]		
Cynthia "Cindy" Gibbs . . . . .	284	31.73	157	28	99
Josh Post . . . . .	78	8.72	[REDACTED]		
Jacqueline "Jackie" Rosario . . . . .	413	46.15	166	62	185
Over Votes . . . . .	5		[REDACTED]		
Under Votes . . . . .	51		[REDACTED]		
<b>School Board Member</b>					
<b>(VOTE FOR) 1</b>					
Teri Barenborg. . . . .	516	58.57	297	61	158
Thomas A. Kenny . . . . .	365	41.43	149	46	170
Over Votes . . . . .	0		0	0	0
Under Votes . . . . .	70		33	7	30

Redacted results represents detailed groups (Election Day, Vote By Mail, Early Votes, Provisional) with between 1 and 29 votes in accordance with Florida Statute 98.0981(2)(a)

Run Date:08/30/22 02:43 PM

0023 Precinct 23

	TOTAL VOTES	%	Absentee	Early Vot	Election
REGISTERED VOTERS - TOTAL . . . . .	6,940				
REGISTERED VOTERS - Republican . . . . .	3,605	51.95			
REGISTERED VOTERS - Democratic . . . . .	1,616	23.29			
REGISTERED VOTERS - Nonpartisan . . . . .	0				
BALLOTS CAST - TOTAL . . . . .	2,330		1,082	392	856
BALLOTS CAST - Republican . . . . .	1,454	62.40	542	294	618
BALLOTS CAST - Democratic . . . . .	636	27.30	404	73	159
BALLOTS CAST - NONPARTISAN . . . . .	240	10.30	136	25	79
BALLOTS CAST - BLANK . . . . .	0		0	0	0
VOTER TURNOUT - TOTAL . . . . .		33.57			
VOTER TURNOUT - Republican . . . . .		40.33			
VOTER TURNOUT - Democratic . . . . .		39.36			
VOTER TURNOUT - BLANK . . . . .					

Run Date:08/30/22 02:43 PM

0023 Precinct 23

	TOTAL VOTES	%	Absentee	Early Vot	Election
<b>Commissioner of Agriculture</b>					
<b>(VOTE FOR) 1</b>					
James W. Shaw . . . . .	568	41.28	193	93	282
Wilton Simpson. . . . .	808	58.72	320	189	299
Over Votes . . . . .	0		0	0	0
Under Votes . . . . .	78		29	12	37
<b>State Representative</b>					
<b>(VOTE FOR) 1</b>					
Robert Brackett . . . . .	935	65.89	341	182	412
Karen Hiltz. . . . .	484	34.11	182	111	191
Over Votes . . . . .	0		0	0	0
Under Votes . . . . .	35		19	1	15
<b>Board of County Commissioners</b>					
<b>(VOTE FOR) 1</b>					
Joe Flescher . . . . .	1,449	66.26	604	277	568
Elizabeth "Beth" Siebert . . . . .	738	33.74	394	102	242
Over Votes . . . . .	0		0	0	0
Under Votes . . . . .	143		84	13	46
<b>Board of County Commissioners</b>					
<b>(VOTE FOR) 1</b>					
Joann Binford . . . . .	492	21.97	218	68	206
Deryl Loar . . . . .	824	36.80	362	157	305
Thomas S. Lowther. . . . .	923	41.22	449	157	317
Over Votes . . . . .	0		0	0	0
Under Votes . . . . .	91		53	10	28

Run Date:08/30/22 02:43 PM

0023 Precinct 23

	TOTAL VOTES	%	Absentee	Early Vot	Election
<b>United States Senator</b>					
<b>(VOTE FOR) 1</b>					
Ricardo De La Fuente . . . . .	26	4.18			
Val Demings . . . . .	533	85.69	343	65	125
Brian Rush . . . . .	31	4.98			
William Sanchez . . . . .	32	5.14			
Over Votes . . . . .	4				
Under Votes . . . . .	10				
<b>Representative in Congress</b>					
<b>(VOTE FOR) 1</b>					
Danelle Dodge . . . . .	242	42.61	133	41	68
Joanne Terry . . . . .	326	57.39			
Over Votes . . . . .	2				
Under Votes . . . . .	66				
<b>Governor and Lieutenant Governor</b>					
<b>(VOTE FOR) 1</b>					
Charlie Crist . . . . .	327	52.24	207	41	79
Cadance Daniel . . . . .	18	2.88			
Nicole "Nikki" Fried . . . . .	266	42.49	168	32	66
Robert L. Willis . . . . .	15	2.40	10	0	5
Over Votes . . . . .	3				
Under Votes . . . . .	7				
<b>Attorney General</b>					
<b>(VOTE FOR) 1</b>					
Aramis Ayala . . . . .	245	43.06			
Jim Lewis . . . . .	164	28.82			
Daniel Uhlfelder . . . . .	160	28.12			
Over Votes . . . . .	2				
Under Votes . . . . .	65				
<b>Commissioner of Agriculture</b>					
<b>(VOTE FOR) 1</b>					
Naomi Esther Blemur . . . . .	235	43.12			
J. R. Gaillot . . . . .	116	21.28			
Ryan Morales . . . . .	194	35.60	117	33	44
Over Votes . . . . .	2				
Under Votes . . . . .	89				

Redacted results represents detailed groups (Election Day, Vote By Mail, Early Votes, Provisional) with between 1 and 29 votes in accordance with Florida Statute 98.0981(2)(a)

Run Date:08/30/22 02:43 PM

0023 Precinct 23

	TOTAL VOTES	%	Absentee	Early Vot	Election
Circuit Judge, 19th Judicial Circuit (VOTE FOR) 1					
Christian Van Riper . . . . .	480	22.24	273	67	140
Rebecca White . . . . .	1,678	77.76	727	311	640
Over Votes . . . . .	0		0	0	0
Under Votes . . . . .	172		82	14	76
Circuit Judge, 19th Judicial Circuit (VOTE FOR) 1					
Leatha Dawn Mullins . . . . .	1,342	63.84	656	241	445
Alexander Stuart Nelson. . . . .	760	36.16	322	123	315
Over Votes . . . . .	0		0	0	0
Under Votes . . . . .	228		104	28	96
School Board Member (VOTE FOR) 1					
LaDonna Corbin. . . . .	330	14.72	213	41	76
Cynthia "Cindy" Gibbs . . . . .	628	28.01	328	101	199
Josh Post . . . . .	202	9.01	102	31	69
Jacqueline "Jackie" Rosario . . . . .	1,082	48.26	391	212	479
Over Votes . . . . .	2		1	1	0
Under Votes . . . . .	86		47	6	33
School Board Member (VOTE FOR) 1					
Teri Barenborg. . . . .	1,264	57.19	655	209	400
Thomas A. Kenny . . . . .	946	42.81	362	173	411
Over Votes . . . . .	0		0	0	0
Under Votes . . . . .	120		65	10	45